

Volute Casing Pumps

LN/L

ACCORDING TO EN 733



VOGEL PUMPEN

a xylem brand

Technical Data

Performance:

- Capacity up to 600m³/h (2640USgpm)
- Head up to 100m (330feet)
- Speed up to 2950 rpm

Pump Sizes:

- DN 32 up to DN 150 (1 1/4" up to 6") discharge,
- sizes DN 125 up to DN 600 (5" up to 24"), refer to design LS

Temperature of pumped liquid:

- max. 140°C (284°F)


Casing Pressure:

- Design LN:
up to 16bar/120°C or 13bar/140°C
 - Design L:
up to 12bar/120°C or 10bar/140°C
- Pumps in other materials or for higher casing pressures refer to design LSN or ICP.


Werkstoffe:

Design	Code	Size	Impeller	Casing, Seal chamber	Wear rings	Bearing frame	Motor adapter	Shaft
LN	VN	32-125 bis 65-125	1.4404	0.6020	1.4402	0.6020 1)	0.6020	1.4401
	NN	65-160 bis	0.6020		2)			
	SN	80-250	CC 480K					
L	NN	65-315 80-315 80-400	0.6020	0.6025	2)	0.6020	0.6020	1.4021
	SN	100-160 bis 150-400	CC 480 K					

1) some sizes in aluminium 2) optional 0.6020 or 0.6025



Baureihe L



Baureihe LN

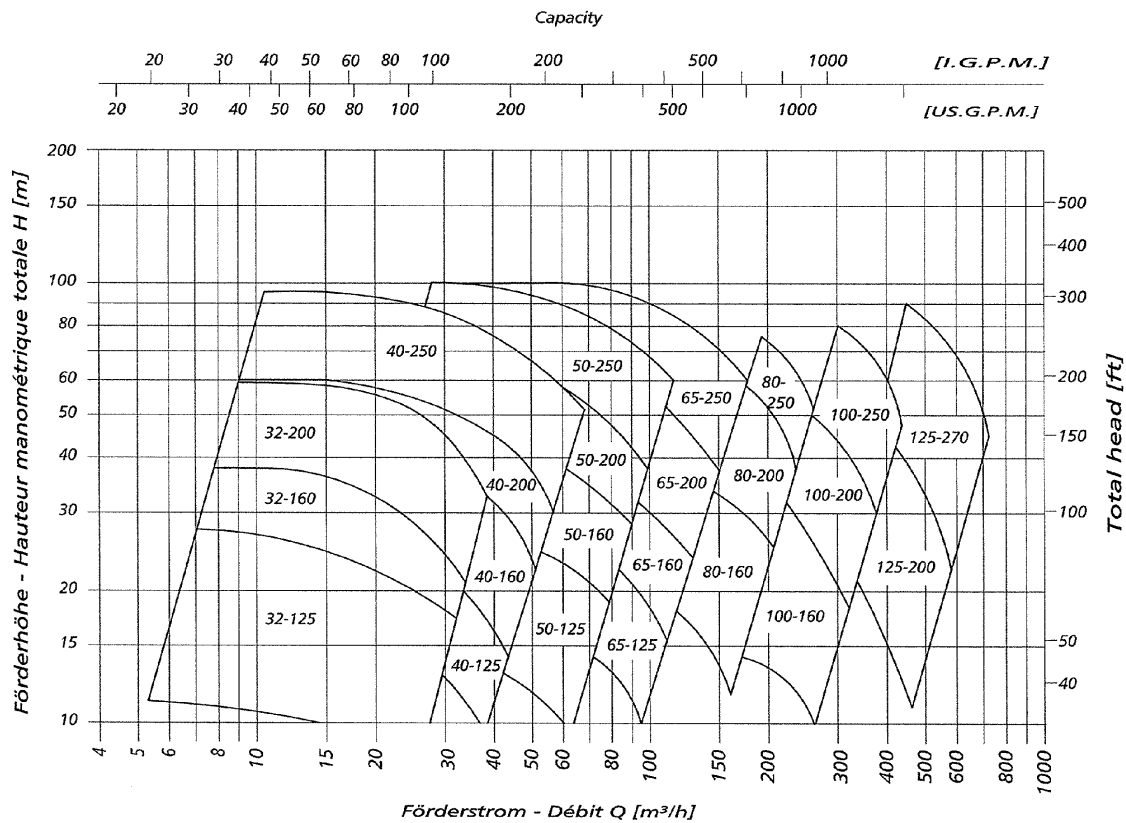
Liquids:

- Clean and slightly contaminated fluids (without bigger solids)
- Cold and hot water
- Condensate
- Water-Glycol mixtures, oil emulsions, etc.

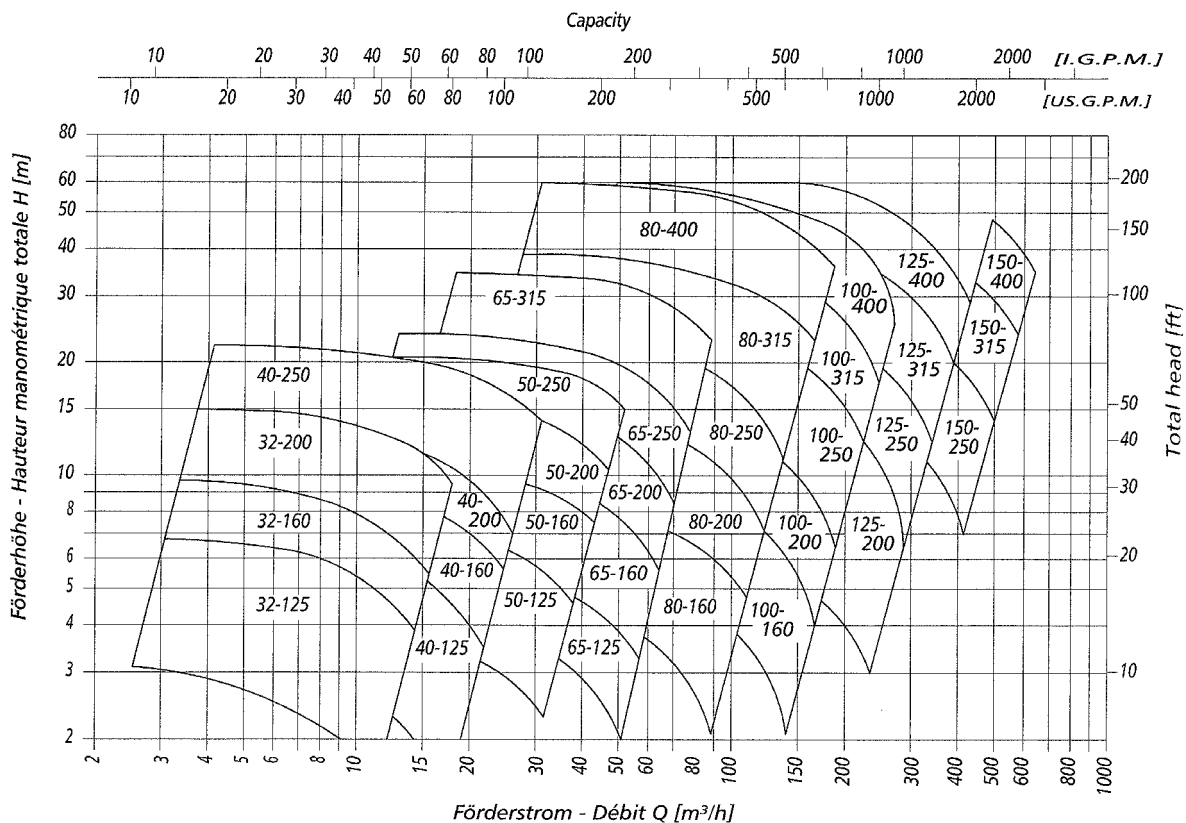
Applications:

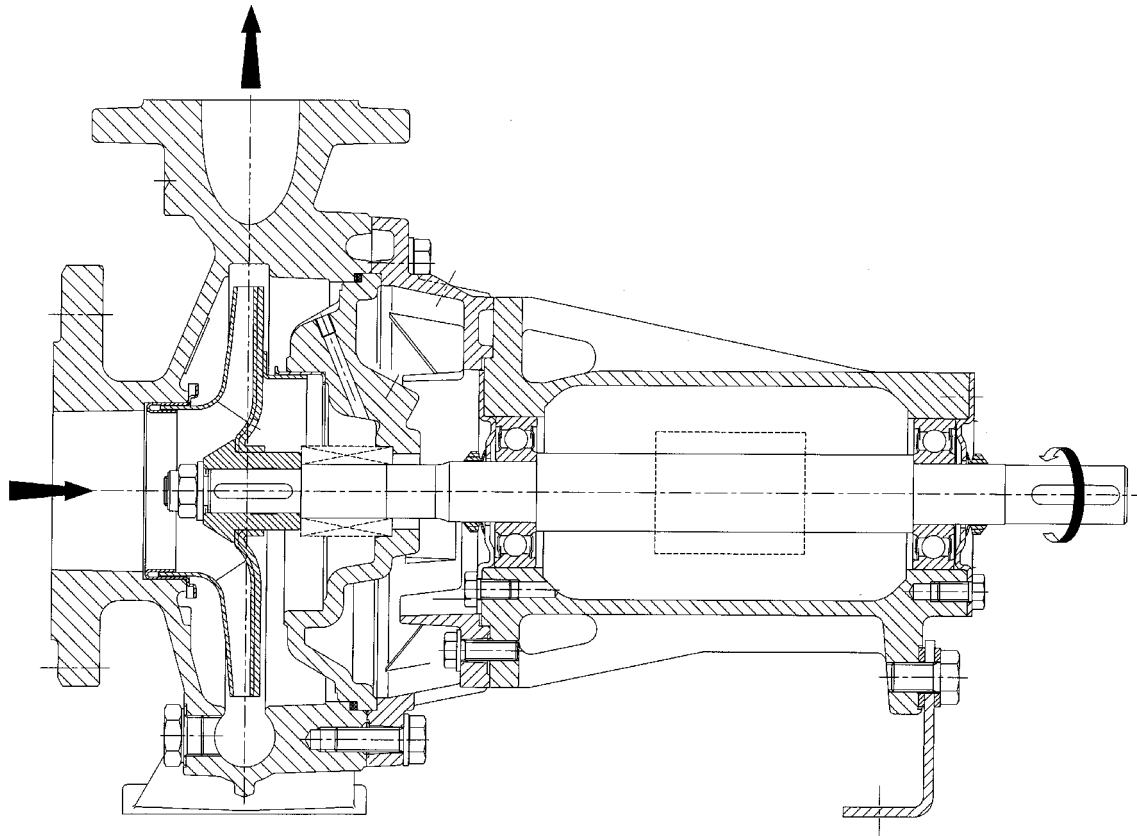
- Water supply and water treatment
- Cooling and hot water supply in industries and building services
- Filter systems, etc.

Performance 2900 rpm



Performance 1450 rpm

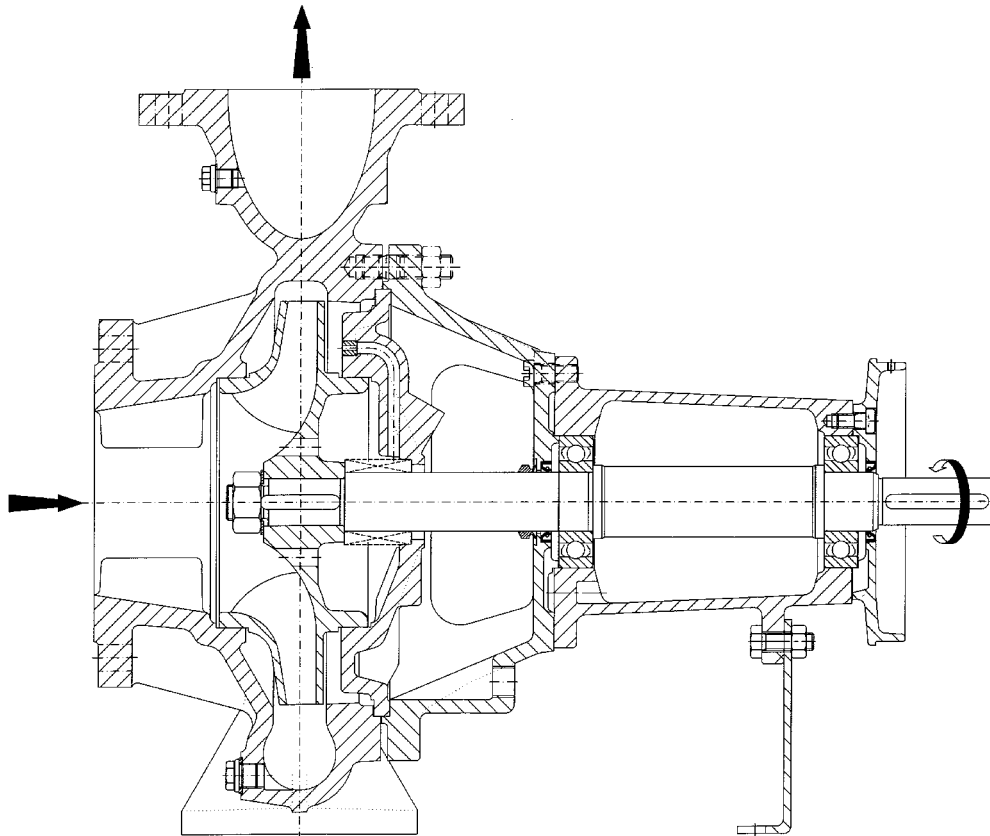




Design LN

Design Features: LN & L

- Horizontal single stage volute casing pump, designed in accordance with EN 733.
The casings are identical with the former DIN 24255 and therefore interchangeable.
- Meeting the requirements according to ISO 9908.
- High efficiency enclosed impeller. Sizes 32-125 up to 65-125 standard made of stainless steel 1.4404, stamped and laser welded. Sizes 65-160 up to 150-400 standard cast iron, optional bronze.
- Casing in solid design to absorb the flange forces in accordance with ISO 9908. Suction horizontal, discharge top centerline. Flanges DN 32 up to DN 150 standard PN 10/16, except suction flange DN 200, standard PN 10, optional PN 16.
- The back-pull-out system allows simple maintenance. Impeller, shaft sealing and bearings are easily removeable on the motor side without disassembling the casing from the piping.



Design L

Design Features: LN & L

- Seal chamber dimensioned according to EN 3096.
- Large open conical seal chamber, self venting with internal circulation for proper lubrication and cooling of the seal. Ribs in the seal chamber prevent the accumulation of air or gas in the area of the seal faces and reduce wear caused by solids in the fluid.
- Shaft sealing by means of single, unbalanced mechanical seal according to EN 12756, design U, length k (former DIN 24 960, I1k).
- Standard mechanical seal materials: Carbon - Silicon Carbide (SiC) - EPDM (BQ1EGG), optional elastomers in FPM (Viton®) (BQ1VGG). As option also available in SiC - SiC - FPM (Viton®) (Q1Q1VGG).
- Solid bearing frame, increased distance of bearings in relation to impeller diameter reduces shaft deflection in the zone of the mechanical seal.

Accessories:

- Elastic coupling, at the sizes 65-315, 80-315, 80-400 and 100-160 up to 150-400 optional also with spacer coupling
- Coupling guards - completely closed, according to EN 809
- Steel base plates or steel base frame with level compensation for pump and motor



HYDROVAR

- HYDROVAR is a compact pump controller.
- Simple mounting and installation.
- The integrated frequency converter comprises an automatic controller for pressure, differential pressure or flow.
- Applications with several pumps allow to have an automatic change over in case of faults and to control the lead and lag pump according to demand by means of integrated interfaces.
- HYDROVAR Smart for performance ranges above 45 kW. Hydrovar controller without integrated converter.



Programm Extension

Blockpumps LMN / LM:

- Horizontal single stage block pump with direct mounted IEC-Standard motor
- Sizes from DN 32 up to DN 150 (1 1/4" up to 6")
- Capacities up to 500m³/h (660 USgpm)
- Head up to 95m (312 feet)
- Motor sizes up to 55kW (75hp)



Design LM

Blockpumps, Baureihe LR / LMR & LRZ / LMZ:

- Inline design for direct installation into the piping with direct mounted IEC Norm-motor
- Sizes from DN 40 up to DN 150 (1 1/2" up to 6")
- Capacities up to 350m³/h (1540 USgpm)
- Head up to 80m (262 feet)
- Motor Sizes up to 22kW (30hp)
- Design LRZ / LMZ: Twin Inline Pump




Design LMR

Inline Extension Program LER / LEZ:

- Extended Performances up to 1000 m³/h (4403 USgpm)

Volute Casing Pumps LS:

- Extension of the performance range of model LN/L
- Horizontal design according to ISO 5199
- Sizes from DN 125 up to DN 600 (5" up to 24")
- Capacities up to 4600m³/h (20250 USgpm)
- Head up to 100m (328 feet)



Design LS

Xylem |'zīləm|

- 1) The tissue in plants that brings water upward from the roots;
- 2) a leading global water technology company.

We're 12,000 people unified in a common purpose: creating innovative solutions to meet our world's water needs. Developing new technologies that will improve the way water is used, conserved, and re-used in the future is central to our work. We move, treat, analyze, and return water to the environment, and we help people use water efficiently, in their homes, buildings, factories and farms. In more than 150 countries, we have strong, long-standing relationships with customers who know us for our powerful combination of leading product brands and applications expertise, backed by a legacy of innovation.

For more information on how Xylem can help you, go to xylem.com.



Xylem Water Solutions Austria GmbH
A-2000 Stockerau
Ernst Vogel-Straße 2
Tel +43-2266-604
Fax +43-2266-65 311
info.austria@xylem.com
www.xylemaustria.com