

# US SERIES VORTEX TYPE

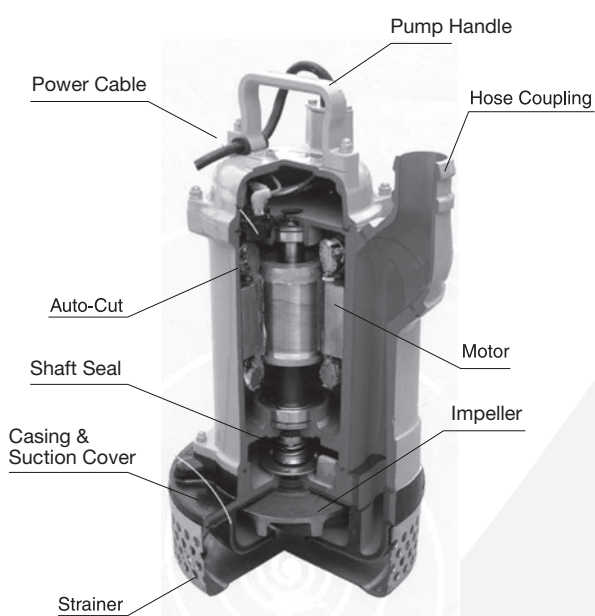


## Pumping liquid by vortex action generated by a multi radial vane impeller

**Specially designed structure to reduce the risk of clogging and choking at impeller vanes. Simple and Easy Maintenance**



### CUT-AWAY SECTION



### MOTOR

The motor, which is the driving force of the pump, is designed to provide high motor efficiency and torque. Most models in this series have Class F (155°C) motor insulation.

### SHAFT SEAL

Highly reliable double-face Silicon Carbide (SiC) Mechanical Seals are used to ensure long life and reduce maintenance.

### IMPELLER

A powerful vortex action is generated by an efficiently designed radial vane type impeller. This design greatly reduces the risk of clogging at the impeller vanes. The clearance between impeller and suction cover is not as significant as in the case of a conventional centrifugal impeller, where enlarging clearances means a considerable drop in pump performance. This wider clearance allows larger solid and fibrous substances to be pumped without clogging. Hence, this type of impeller design offers a longer service lifetime.

### CASING

Casing and suction cover are made from light-weight rubber-lined steel plates for better resistance to corrosion and abrasion.

# VORTEX TYPE US SERIES



## APPLICATIONS

### Civil Engineering & Construction

Removal of water/slurry out of trenches, underground pit, manhole, building basement, puddles etc.

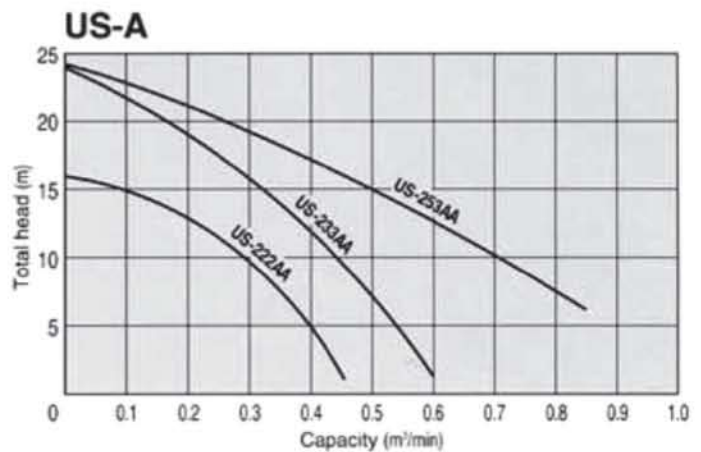
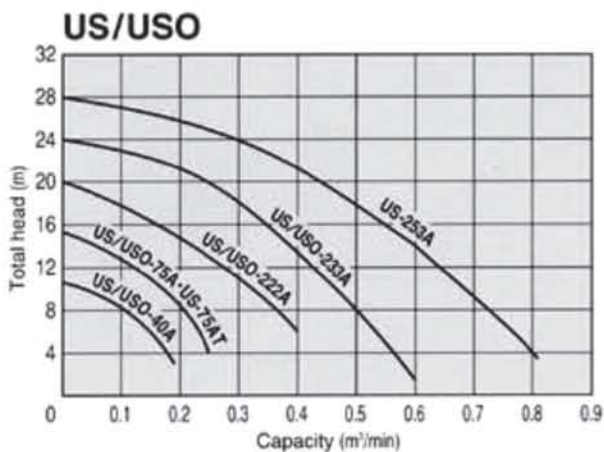
### Industrial

Water transportation, filtration, silt removal, sump application, etc.

### Agriculture & Aquaculture

Water transportation, irrigation, filtration, silt removal, etc.

## PERFORMANCE CURVES



## SPECIFICATIONS

MODELS	DISCHARGE DIA		TOTAL HEAD		CAPACITY		PHASE	MOTOR OUTPUT		STRAINER THROUGH WAY φ mm	WEIGHT (w/o CABLE)	
	mm	inch	m	ft	m³/min	imp.GPM		kW	HP		kgs	lbs
US-40A*	50	2	8	26	0.1	22	1	0.4	1/2	8	17	37
US-75A	50 80	2 3	10	33	0.17	37	1	0.75	1	8	21	46
USF-212	50 80	2 3	10	33	0.17	37	3	0.75	1	8	19.5	43
US-222A	50 80	2 3	15	49	0.2	44	3	1.5	2	10	19.5	43
US-233A	80	3	12	39	0.4	88	3	2.2	3	10	24	53
US-253A	80 100	3 4	18	59	0.5	110	3	3.7	5	10	38.5	85
USO-40A*	50	2	8	26	0.1	22	1	0.4	1/2	8	17.5	39
USO-75A	50 80	2 3	10	33	0.17	37	1	0.75	1	8	21.5	47
USO-222A	50 80	2 3	15	49	0.2	44	3	1.5	2	10	20	44
USO-233A	80	3	12	39	0.4	88	3	2.2	3	10	24.5	54
US-222AA	50 80	2 3	13	43	0.2	44	3	1.5	2	13	25	55
US-233AA	80	3	10	33	0.4	88	3	2.2	3	13	29	64
US-253AA	80 100	3 4	15	49	0.5	110	3	3.7	5	13	45	99