



# Lowara e-HM Horizontal Multistage Pump

AND CENTRIPRO PC PLUS AUTOMATIC PUMP CONTROL



Low Noise Levels

Auto Restart

The Lowara e-HM Series Horizontal Multistage Pumps are designed to handle clean water transfer for domestic use. Coupled with the CentriPro PC PLUS Automatic Pump Control, the Lowara e-HM is protected against dry running and can operate efficiently with little maintenance required. Both the pump and control are AS4020 certified and therefore are suitable for drinking water applications.

**Lowara e-HM Horizontal Multistage Pump**

Lowara e-HM series pumps feature state-of-the-art hydraulics for best-in-class efficiency. With a robust design including a stainless steel casing and high quality bearings, you can be guaranteed reliable operation and constant water pressure for years to come. Available with both composite and stainless steel impeller options, the highly efficient hydraulics provides genuine energy savings while keeping noise levels to a minimum. Available in single-phase, 220-240V and 50Hz.

**CentriPro PC PLUS Automatic Pump Control**

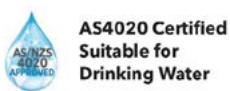
The CentriPro PC PLUS Automatic Pump Control is a compact and functional device incorporating an electronic circuit, a diaphragm and retaining spring system integrated with a non-return valve and pressure sensors. It is designed to replace a traditional pressure switch control system for domestic use applications. It offers the advantage of a small overall footprint with no routine maintenance required and provides the Lowara e-HM pump with adequate protection against dry running. The CentriPro PC PLUS control has an automatic restart function and is supplied separately complete with plug and play leads for easy connection to the Lowara e-HM pump. Available in single-phase, 220-240V and 50Hz.

**Applications**

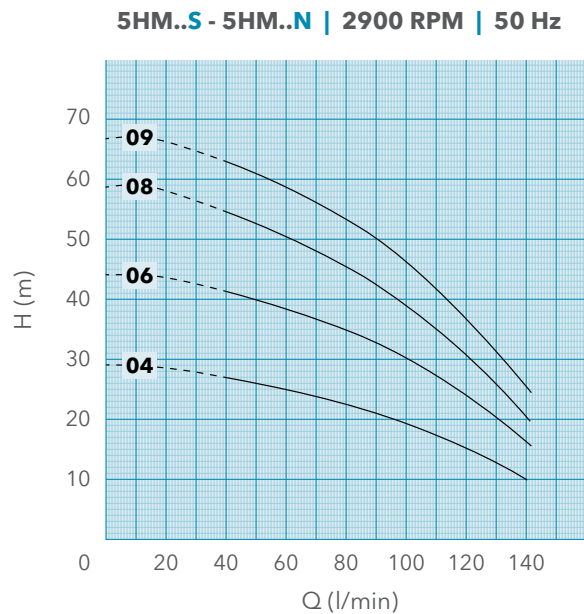
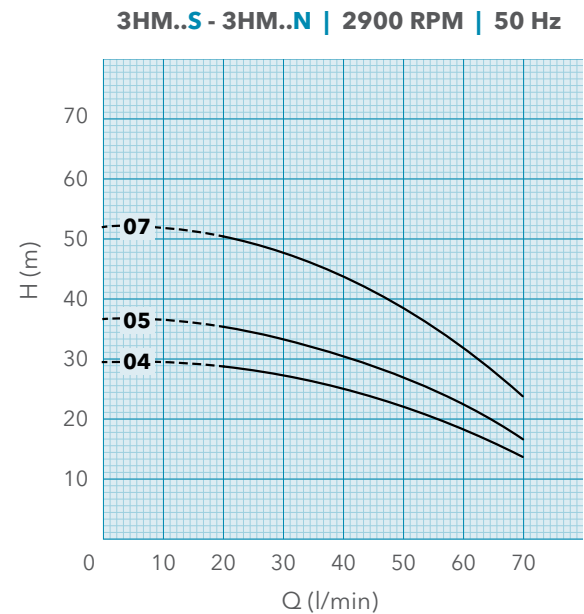
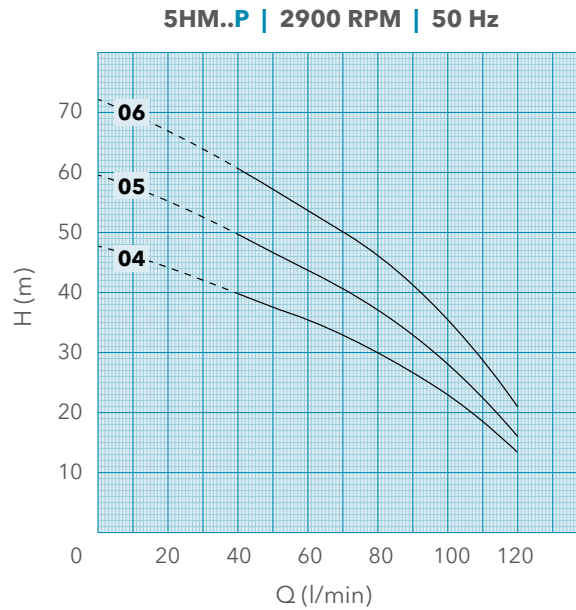
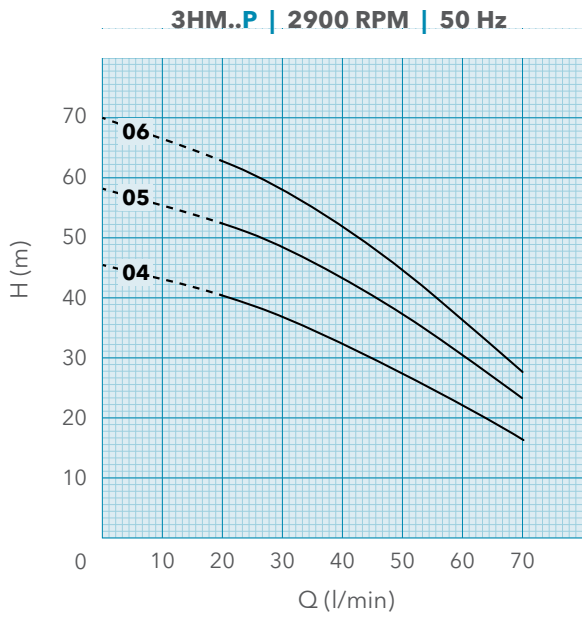
- Pressure boosting
- Water supply
- Single private house
- Small/medium residential buildings

**e-HM Features**

- Best-in-class efficiency
- Long service life
- Delivery: up to 140 l/min
- Head: up to 72 m



# Lowara e-HM Performance Curves



**Construction Materials**  
**P** 304 stainless steel pump with composite impeller | **S** 304 stainless steel pump and impeller | **N** 316 stainless steel pump and impeller

## CentriPro PC PLUS Control Settings

Restart Pressure	1.2 bar	1.5 bar	2.2 bar	3 bar	4 bar
Number of Floors	4	5	7	10	13
Building Height (m)	12 m	15 m	22 m	30 m	40 m
Max Pump Pressure	min 2.5 bar	min 3 bar	min 3.5 bar	min 4.5 bar	min 5.5 bar