

U-K SERIES SUBMERSIBLE DEWATERING PUMP

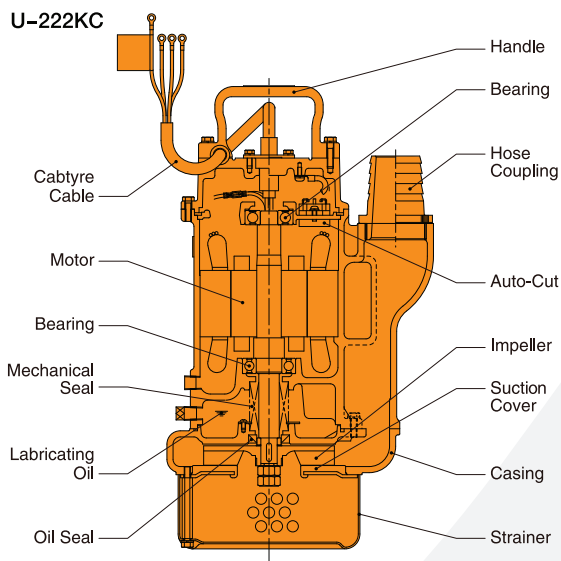


SUPER HEAVY DUTY POWERFUL, EFFICIENT BUILT TO PERFORM

- Extra compact, high performance and easy to operate
- Reduced risk of clogging and locking of the impeller.
- Number of parts minimized, straightforward design increases interchangeability of common components, maintenance costs reduced.



CUT-AWAY SECTION



MOTOR PROTECTION

Auto-Cut recycling thermal protector is built-in to safeguard the motor against temperature rise due to clogging of the impeller, overload, dry-running, voltage drop, etc.
U-4308KB is not equipped with Auto-Cut.

SHAFT SEAL

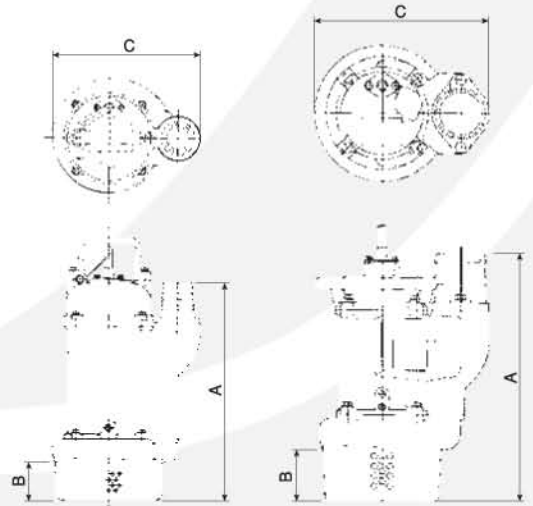
The Double Mechanical Seals are cooled and lubricated in an oil bath system ensuring reliable and stable service for maximum life, at demanding installations.

IMPELLER AND CASING

The impeller is precisely balanced and abrasion resistant with a large channel to ensure "clog free" operation. Together with the hydro-mechanically designed volute casing the impeller will produce high pump efficiency. The suction cover is rubber-lined and provides excellent wear resistance to abrasive particles in water. (Excluding Models, U-486KB, U-4126K, U-4158K)

SUBMERSIBLE DEWATERING PUMP U-K SERIES

DIMENSIONS

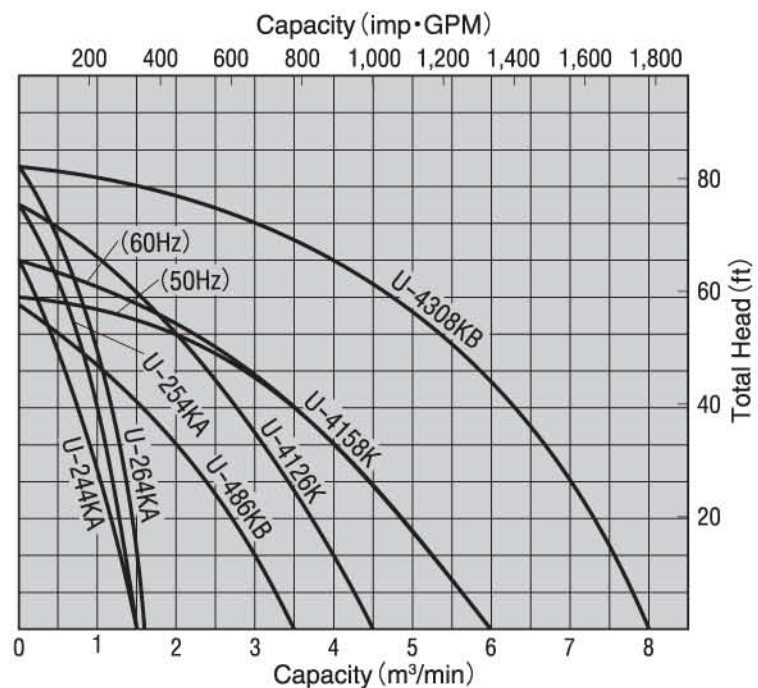
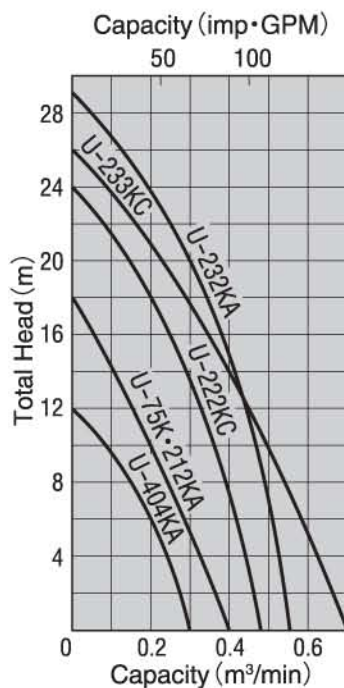


*Please refer to the Standard Specifications.

APPLICATIONS

Civil Engineering & Construction Service
Tunnel and Caisson Dewatering
Agricultural Irrigation
Reclaiming Operation
Tight Trench
Manhole
Contractor & Rental Companies, etc.

PERFORMANCE CURVES



SPECIFICATIONS

Models	Discharge Dia.		Phase	Motor Output		Pole	Head		Capacity		Dimensions			Cable Length		Weight (without cable)	
	mm	in		kW	Hp		m	ft	m ³ /min	imp·GPM	A	B	C	m	ft	kg	lbs
U-40KA*	50	2	1	0.4	1/2	2	8	26	0.15	33	435	64	245	6	20	17.5	39
U-75K*	50	2	1	0.75	1	2	10	33	0.2	44	490	63	245	6	20	20	44
U-212KA	50	2	3	0.75	1	2	10	33	0.2	44	435	64	245	10	33	17.5	39
U-222KC	50	2	3	1.5	2	2	18	59	0.2	44	455	73	260	10	33	27	60
U-232KA	50	2	3	2.2	3	2	20	66	0.3	66	490	73	280	10	33	32	71
U-233KC	80	3	3	2.2	3	2	14	46	0.4	88	490	73	280	10	33	32	71
U-244KA	80	3	3	3	4	2	15	49	0.5	110	480	98	340	10	33	46	101
U-254KA	100	4	3	3.7	5	2	12	39	1	220	555	98	340	10	33	58	127
U-264KA	100	4	3	4.5	6	2	15	49	1	220	555	98	340	10	33	58	127
U-486KB	150	6	3	5.5	7.5	4	10	33	2	440	785	150	465	10	33	124	274
U-4126K	150	6	3	9	12	4	16	52	2	440	810	150	550	10	33	180	397
U-4158K	200	8	3	11	15	4	10	33	4	880	850	166	560	10	33	200	440
U-4308KB	200	8	3	22	30	4	20	66	4	880	1,140	212	630	10	33	340	750

* Other specific applications upon request.

* Specifications are subject to change without notice.